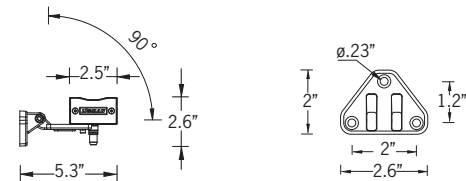
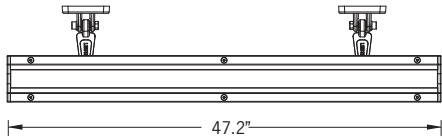


ULA-30022

Light Linear LA 8 Surface Floodlight



55w LED 5703 Lumens
IP65 • Suitable For Wet Locations
IK10 • Impact Resistant (Vandal Resistant)
Weight 8.8 lbs



Mounting Detail



End-To-End Row Mounting

Construction

Aluminum

Less than 0.1% copper content – Marine Grade 6060 extruded & LM6 Aluminum High Pressure die casting provides excellent mechanical strength, clean detailed product lines and excellent heat dissipation.

Pre paint

8 step degrease and phosphate process that includes deoxidizing and etching as well as a zinc and nickel phosphate process before product painting.

Memory Retentive -Silicon Gasket

Provided with special injection molded "fit for purpose" long life high temperature memory retentive silicon gaskets. Maintains the gaskets exact profile and seal over years of use and compression.

Thermal management

LM6 Aluminum is used for its excellent mechanical strength and thermal dissipation properties in low and high ambient temperatures. The superior thermal heat sink design by Ligman used in conjunction with the driver, controls thermals below critical temperature range to ensure maximum luminous flux output, as well as providing long LED service life and ensuring less than 10% lumen depreciation at 50,000 hours.

Surge Suppression

Standard 10kv surge suppressor provided with all fixtures.

BUG Rating

B5 - U5 - G5

Finishing

All Ligman products go through an extensive finishing process that includes fettling to improve paint adherence.

Paint

UV Stabilized 4.9Mil thick powder coat paint and baked at 200 Deg C. This process ensures that Ligman products can withstand harsh environments. Rated for use in natatoriums.

Inspired by Nature Finishes

The Inspired by nature Finishing is a unique system of decorative powder coating. Our metal decoration process can easily transform the appearance of metal or aluminum product into a wood grain finish.

This patented technology enables the simulation of wood grain, and even marble or granite finish through the use of decorative powder coating.

The wood grain finish is so realistic that it's almost undistinguishable from real wood, even from a close visual inspection. The system of coating permeates the entire thickness of the coat and as a result, the coating cannot be removed by normal rubbing, chipping, or scratching.

The Coating Process

After pre-treatment the prepared parts are powder coated with a specially formulated polyurethane powder. This powder provides protection against wear, abrasion, impact and corrosion and acts as the relief base color for the finalized metal decoration.

The component is then wrapped with a sheet of non-porous film with the selected decoration pattern printed on it using special high temperature inks.

This printed film transfer is vacuum-sealed to the surface for a complete thermo print and then transferred into a customized oven. The oven transforms the ink into different forms within the paint layer before it becomes solid. Finally, the film is removed, and a vivid timber look on aluminum remains.

Wood grain coating can create beautiful wood-looking products of any sort. There are over 300 combinations of designs currently in use. Wood grains can be made with different colors, designs, etc.

Our powder coatings are certified for indoor and outdoor applications and are backed by a comprehensive warranty. These coatings rise to the highest conceivable standard of performance excellence and design innovation.

Added Benefits

- Resistance to salt-acid room, accelerated aging
- Boiling water, lime and condensed water resistant
- Anti-Graffiti, Anti-Slip, Anti-Microbial, Anti-Scratch
- Super durable (UV resistant)
- TGIC free (non-toxic)

Hardware

Provided Hardware is Marine grade 316 Stainless steel.

Anti Seize Screw Holes

Tapped holes are infused with a special anti seize compound designed to prevent seizure of threaded connections, due to electrolysis from heat, corrosive atmospheres and moisture.

Crystal Clear Low Iron Glass Lens

Provided with tempered, impact resistant crystal clear low iron glass ensuring no green glass tinge.

Optics & LED

Precise optic design provides exceptional light control and precise distribution of light.
 LED CRI > 80

Lumen - Maintenance Life

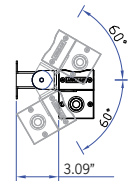
Efficient quality linear fixture portfolio. Coordinated grazing-floodlight range with multiple optics and component options.

Light Linear LA 6 wall wash or wall grazing floodlight family is designed as a perfect solution for color changing applications, as well as static color for architectural structures, wall grazing, column lighting and linear floodlighting. This high performance luminaire, with superior optic design is suitable for many applications including commercial, historic or modern architectural interiors and exteriors.

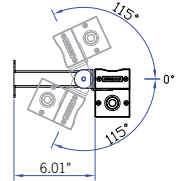
Two different lengths, 2' and 4' allow the luminaire installation to be tailored exactly to the architectural structure. Luminaires can be installed end to end, without any gaps or shadows in the lighting design. A remote driver is provided.

Light Linear LA is available in 2700K, 3000K, 3500K and 4000K, as well as RGBW. This linear line is also provided in Inground, Recessed wall and Pendant, see Ligman website

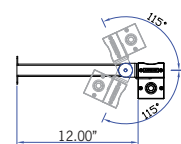
Additional Options (Consult Factory For Pricing)



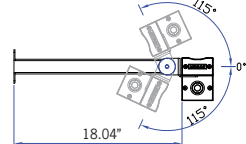
ADJ3 - 3" Extended Arm



ADJ6 - 6" Extended Arm



ADJ12 - 12" Extended Arm



ADJ18 - 18" Extended Arm



ULA-30022

Light Linear LA 8 Surface Floodlight



| | | | |
|----------------|----------------------|-------------|----------------------|
| PROJECT | <input type="text"/> | DATE | <input type="text"/> |
|----------------|----------------------|-------------|----------------------|

| | | | | | |
|-----------------|----------------------|-------------|----------------------|-------------|----------------------|
| QUANTITY | <input type="text"/> | TYPE | <input type="text"/> | NOTE | <input type="text"/> |
|-----------------|----------------------|-------------|----------------------|-------------|----------------------|

ORDERING EXAMPLE || ULA - 30022 - 55w LED - N - W30 - 02 - 120/277v

| | | | | | |
|------------------|------------------------|--|--|---|-----------------------------|
| ULA-30022 | <input type="text"/> | <input type="text"/> | <input type="text"/> | <input type="text"/> | <input type="text"/> |
| | LAMP | BEAM | LED COLOR | FINISH COLOR | VOLTAGE |
| | 55w LED 5703 Lumens | VN - Very Narrow 12° N - Narrow 14° M - Medium 24° W - Wide 42° E - Elliptical 18° x 35° | W27 - 2700K W30 - 3000K W35 - 3500K W40 - 4000K | 01 - BLACK RAL 9011 02 - DARK GREY RAL 7043 03 - WHITE RAL 9003 04 - METALLIC SILVER RAL 9006 05 - MATTE SILVER RAL 9006 06 - LIGMAN BRONZE 07 - CUSTOM RAL | 120/277v Other - Specify |

| | | | |
|----------------------|----------------------|----------------------|----------------------|
| <input type="text"/> | <input type="text"/> | <input type="text"/> | <input type="text"/> |
|----------------------|----------------------|----------------------|----------------------|

ADDITIONAL OPTIONS

- F - Frosted Lens
- DIM - 0-10v Dimming
- NAT - Natatorium Rated

- ADJ3 - 3" Extended Arm
- ADJ6 - 6" Extended Arm
- ADJ12 - 12" Extended Arm
- ADJ18 - 18" Extended Arm

INSPIRED BY NATURE FINISHES

| | |
|-----------------------------|--|
| SW01 - OAK FINISH | |
| SW02 - WALNUT FINISH | |
| SW03- PINE FINISH | |
| DF - DOUGLAS FIR FINISH | |
| CW - CHERRY WOOD FINISH | |
| NW - NATIONAL WALNUT FINISH | |
| SU01 - CONCRETE FINISH | |
| SU02 - SOFTSCAPE FINISH | |
| SU03 - STONE FINISH | |
| SU04 - CORTEN FINISH | |

THERE IS AN ADDITIONAL COST FOR THESE FINISHES

More Custom Finishes Available Upon Request

Consult factory for pricing and lead times

| | | | |
|--------|----------|--------|------------|
| | | | |
| Oak | Cherry | Beech | Carbon |
| | | | |
| Walnut | Chestnut | Bamboo | Galvanized |
| | | | |
| Pine | Mahogany | Birch | Steel |



Light Linear LA Product Family



Light Linear LA 1

- ULA-60001-28w-2847lm
- ULA-60002-57w-5703lm
- ULA-60003-28w-2566lm [Asymmetric]
- ULA-60004-57w-5140lm [Asymmetric]



Light Linear LA 2

- ULA-60013-33w-1916lm
- ULA-60014-66w-3839lm



Light Linear LA 3

- ULA-95001-28w-2847lm
- ULA-95002-55w-5703lm



Light Linear LA 4

- ULA-95021-28w-2847lm
- ULA-95022-55w-5703lm



Light Linear LA 6

- ULA-30001-28w-2847lm
- ULA-30002-55w-5703lm



Light Linear LA 7

- ULA-30013-33w-2018lm
- ULA-30014-66w-4043lm



Light Linear LA 8

- ULA-30021-28w-2847lm
- ULA-30022-55w-5703lm



Light Linear LA 9

- ULA-40001-28w-2847lm
- ULA-40002-57w-5703lm



Light Linear LA 10

- ULA-40013-33w-3948lm
- ULA-40014-66w-4043lm